
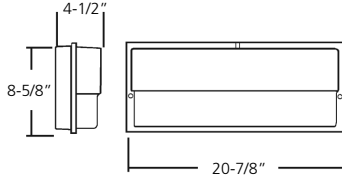


Sox Lite (SOL)



Suitable for wet locations
Lamp included

WEIGHT = 21 lbs



Sox Lite Specification

Soxlite vandal resistant wall pak is designed for security lighting applications. Available in 35 or 55 watt low pressure sodium lamp. Available with (specify) 120, 208, 240 or 277 volt, 60Hz ballast. Luminaire shall be completely pre-wired for ease of installation.

Basic Product Description

Shallow cast aluminum main housing with standard 1/2" threaded wiring entry and provision for surface or conduit box mounting. A vandal resistant polycarbonate prismatic lens cover encloses the entire unit, sealing out moisture and dust. Tamper resistant screws fasten the lens cover to the housing. The Soxlite can also be mounted semi-recessed. The unit uses a glazed ceramic socket and plated steel wire lamp support. Soxlite is furnished in bronze polyester powder coating.

Ballast Characteristics

The Soxlite shall contain a long lasting, U.L. recognized High Power Factor (HPF) ballast. Will start lamps at -20°F (-30°C).

Reflector Assembly

A precision formed faceted anodized reflector and prismatic lens provide for a non cutoff Type IV modified IES distribution.

Suggested Applications

Security lighting, walkways, building perimeters, entrances and exits, tunnels, or loading docks.

Caution

For mounting on non-combustable surfaces only.

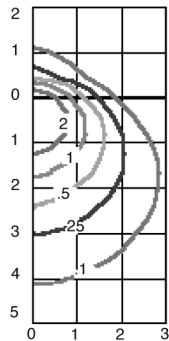
Ordering Example

Unit	Wattage	Voltage	Accessories
SOL55	35	1	PE
Sox Lite	35-35	120	PE - Button Photocell
	55-55	208	SIF - Single Inline Fuse
		240	DIF - Double Inline Fuse
		277	

CSA Certification - consult factory.

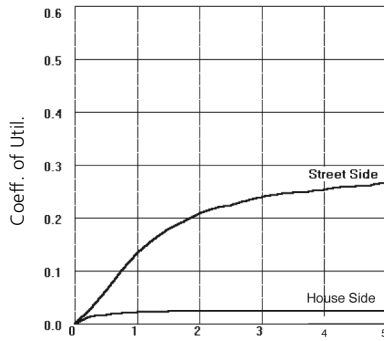
Photometrics

Isofootcandle Lines of Illumination



Distance in Units of Mounting Heights
Values based on 10 ft. mounting height

Coefficients of Utilization and Flux Distribution



Lamp 35W LPS Mult. .60

*For other lamp types, apply multiplier

Fixture: SOL55/X/55
Lamp: 55 Watt Low Pressure Sodium
Lumens: 7,650 Initial

	Lumens	% of Lamp
Downward Street Side	2337	30.5
Downward House Side	187	2.4
Downward Total	2524	33.0
Upward Street Side	0	0.0
Upward House Side	0	0.0
Upward Total	0	0.0
Total Flux	2524	33.0

Mounting Height Ft.	Multiply Foot Candles by
8	2.25
10	1.44
11	1.19
12	1.00
13	0.85
14	0.73
15	0.64
16	0.56