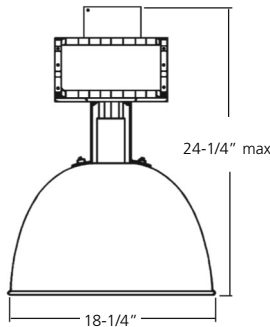


# Industrial Star Bay 18 (ISB)



Lamp not included

WEIGHT = 15-28 lbs



Accessories/Mounting Brackets, see Accessory Page

### Industrial Star Bay Specification

Industrial Star Bay 18 versatile high bay luminaire shall consist of a 18" aluminum reflector, two piece heavy duty die cast aluminum ballast housing, designed for most industrial applications. Ballast mounted directly to the ballast housing for cooler operation. Available in 150 to 400 watt high pressure sodium lamp and 150 to 400 watt metal halide lamp. Available with (specify) 120, 208, 240, 277, 480 volt or 4MT (120,208,240,277V) 60Hz ballast. Luminaire shall be completely pre-wired.

### Basic Product Description

Luminaire is finished in white powder polyester finish with 3/4" threaded hub on top of pendant adapter. The pendant slide on adaptor assures plumb alignment for swivel pendant and pre-wired power hook mounting. Labor saving combination through wire and outlet box slide on adaptor has keyhole slots for direct to junction box installation. Porcelain socket will contain a lamp grip, nickel plated spring loaded center contact, eliminating lamp loosening.

### Ballast Characteristics

The Industrial Star Bay shall contain a long lasting, suitable for 55°C ambient temperature, U.L. recognized High Power Factor, auto-transformer type ballast. Will start metal halide lamps at -20°F (-30°C) and -40°F (-40°C) for HPS. Mercury vapor lamps may be used in 100 to 400 watt metal halide fixtures. For availability of 220/240V 50Hz ballasts - consult factory.

### Reflector Assembly

A heavy duty spun aluminum anodized finished reflector. Provides IES type IV medium or type V wide beam distribution for illumination without glare, shadowing, or stark contrasts.

### Ordering Example

Unit ISB	Wattage 6	Photometrics 5	Mounting 7	Lamp Style H	Voltage 208	Ballast Style H	Options OU
Industrial Star Bay	2 - 150 3 - 175** 4 - 250** 6 - 400 200 - 200PS** 320 - 320PS** 350 - 350PS** 400 - 400PS**	4 - Medium Beam 5 - Wide Beam	7 - Pendent Mount 8 - Combination thru wire outlet box	H - Metal Halide LS - High Pressure Sodium	120 208 240 277 480 4MT- (120, 208, 240, 277V) RBH - Remote Ballast*	H - High Power Factor	OU - Open Uplight OD - Open Downlight EN - Enclosed Gasketed

### Accessories DF

- SIF - Single Inline Fuse (120,277)
- DIF - Double Inline Fuse (208,240,480)
- BSC - Ballast Safety Cable (6 foot)
- RSC - Reflector Safety Cable (2 foot)
- EM - Emergency Quartz Relay and Socket
- EM60 - Emergency Quartz Delay Relay and Socket
- QS - Quartz Socket only - auxiliary power required
- DP - Damp Location
- 3CPLG - 3' cord w/locking plug
- WG - Wire Guard
- MH 3/4 - 3/4" Male Hook
- ML 3/4 - 3/4" Male Loop
- MPH 3/4 - 3/4" Power Hook
- QB - Encapsulated ballast for quiet operation
- DL - Energy saver "Dualumen" system

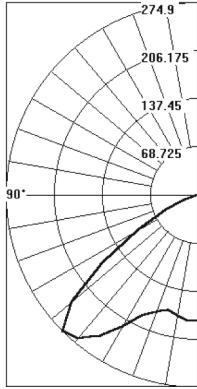
\*Consult Factory

\*\*Requires protected lamp and special socket or enclosed with metal halide.

CSA Certification - consult factory.

# Industrial Star Bay 18 (ISB)

## Photometrics



ZONAL LUMEN SUMMARY			
ZONE	LUMENS	%LAMP	%FIXT
0-30	153.4	15.3	20.5
0-40	307.1	30.7	41.0
0-60	671.4	67.1	89.6
0-90	737.1	73.7	98.4
90-180	12.1	1.2	1.6
0-180	749.2	74.9	100.0

COEFFICIENTS OF UTILIZATION - ZONAL CAVITY METHOD																		
	80			70			50			30			0					
	70	50	30	10	70	50	30	10	50	30	10	50	30	10	0			
0																		
1	83	80	77	75	81	78	76	73	75	73	71	72	70	69	69	68	66	65
2	77	71	67	64	75	70	66	63	67	64	61	65	62	60	62	60	58	57
3	70	63	58	54	68	62	57	53	60	56	52	58	54	51	56	53	50	49
4	65	57	51	46	63	55	50	46	54	49	45	52	48	44	50	46	44	42
5	59	50	44	39	58	49	43	39	48	42	38	46	42	38	45	41	37	36
6	54	44	38	33	52	43	37	33	42	37	33	41	36	32	39	35	32	30
7	49	39	32	27	47	38	32	27	37	31	27	35	30	27	34	30	26	25
8	44	34	28	23	43	34	27	23	32	27	23	30	26	23	30	26	22	21
9	41	30	24	19	39	30	24	19	29	23	19	28	23	19	27	22	19	17
10	37	27	20	16	36	26	20	16	25	20	16	25	20	16	24	19	16	14

Catalog Number: ISB-657LS-XXXH-OU  
Lamp: Clear High Pressure Sodium

Reflector: Open bottom 18" dia.  
diffuse reflector

Lumens: Per 1,000 lamp lumens  
Efficiency: 74.9%

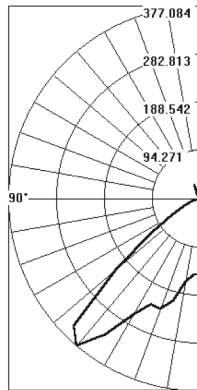
CIE Type: Direct

Luminaire Spacing Criteria: 1.9

Candela & Lumen values are based on 1,000 lamp lumens. For other lamp lumen ratings, multiply candela and lumen values by the number: Lumens divided by 1,000.

Per 1,000 Lamp Lumens

DEG	CANDELA	LUMENS
0	179.2	
5	180.4	17.0
15	170.0	48.1
25	190.3	88.1
35	244.7	153.7
45	275.0	212.8
55	169.0	151.5
65	52.8	52.5
75	11.0	11.6
85	1.6	1.7
90	0.2	
95	0.3	0.3
105	0.6	0.6
115	0.5	0.5
125	0.2	0.2
135	1.0	0.7
145	13.2	8.3
155	3.0	1.4
165	0.2	0.0
175		0.0
180		



ZONAL LUMEN SUMMARY			
ZONE	LUMENS	%LAMP	%FIXT
0-30	178.7	17.9	21.5
0-40	383.7	38.4	46.1
0-60	759.1	75.9	91.2
0-90	807.0	80.7	96.9
90-180	25.6	2.6	3.1
0-180	832.6	83.3	100.0

COEFFICIENTS OF UTILIZATION - ZONAL CAVITY METHOD																		
	80			70			50			30			0					
	70	50	30	10	70	50	30	10	50	30	10	50	30	10	0			
0																		
1	92	89	86	84	90	87	84	82	83	81	79	79	78	76	76	75	74	72
2	86	80	76	72	83	79	74	71	75	72	69	72	70	67	70	67	65	64
3	79	72	66	62	77	70	65	61	68	63	60	65	62	58	63	60	57	55
4	73	65	58	54	71	63	58	53	61	56	52	59	55	51	57	53	50	49
5	67	58	51	46	65	57	50	46	55	49	45	53	48	44	51	47	44	42
6	61	51	44	40	60	50	44	39	49	43	39	47	42	38	46	41	38	36
7	56	45	38	33	54	44	38	33	43	37	33	41	36	32	40	35	32	30
8	51	40	33	28	49	39	33	28	38	32	28	37	31	27	35	31	27	25
9	46	35	28	24	45	34	28	23	33	27	23	32	27	23	31	26	23	21
10	42	31	24	19	41	30	24	19	29	23	19	28	23	19	27	22	19	17

Catalog Number: ISB-657H-XXXH-OU  
Lamp: Clear Metal Halide

Reflector: Formed open bottom 18" dia.  
diffuse reflector

Lumens: Per 1,000 lamp lumens  
Efficiency: 83.3%

CIE Type: Direct

Luminaire Spacing Criteria: 1.9

Candela & Lumen values are based on 1,000 lamp lumens. For other lamp lumen ratings, multiply candela and lumen values by the number: Lumens divided by 1,000.

Per 1,000 Lamp Lumens

DEG	CANDELA	LUMENS
0	146.7	
5	150.4	14.3
15	207.2	58.6
25	228.4	105.7
35	326.5	205.0
45	351.8	272.3
55	115.0	103.1
65	35.8	35.6
75	9.8	10.3
85	2.0	2.1
90	0.7	
95	0.8	0.9
105	1.3	1.3
115	1.3	1.3
125	1.2	1.1
135	1.6	1.2
145	9.1	5.7
155	29.2	13.5
165	1.7	0.5
175	0	0
180	0	0



INDUSTRIAL LIGHTING