



CONTRACTOR ARCHITECTURAL FLOODLIGHT SERIES



NORTH STAR LIGHTING INC.

2150 PARKES DRIVE ♦ P.O. BOX 6038 ♦ BROADVIEW, ILLINOIS ♦ 60155-6038 ♦ 708-681-4330 ♦ FAX 708-681-4006

Web Site: www.nslights.com

THORN

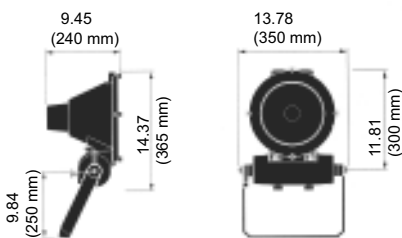
The widest possible range of architectural floodlights

Versatility - For the first time, a coordinated range allows the incorporation into the same project, with consistent aesthetics, of all the possible applications for a floodlight, both indoors as well as outdoors: from the highlighting of architectural details or foliage to ambient lighting, from landscape to sports and other forms of lighting. One single figure serves to summarize the versatility of the range. A wide range of photometrics are achieved by the various possible combinations of sizes, shapes, lamp types and accessories.

Range - Available in two basic shapes (round and rectangular) and in four sizes, Contrast can use a large choice of lamp types, from 70W to 400W high intensity discharge lamps with all units having integral ballasts. The highest quality materials (cast aluminum, polished aluminum, brass) and the Contrast series is perfectly integrated with all forms of architecture, from classical to contemporary.

- Housing is die cast aluminum.
- Grey powder coated finish. (Consult factory for other colors.)
- 0.16 Inch (4mm) Glass Lens, Tempered.
- Specular Aluminum anodized reflector
- Yoke equipped with a polished aluminum angle lock with positioning memory
- Ballast with power factor correction (for electronic ballast consult factory.)
- Accessories fixed by four nickel plated brass screws

Contrast R

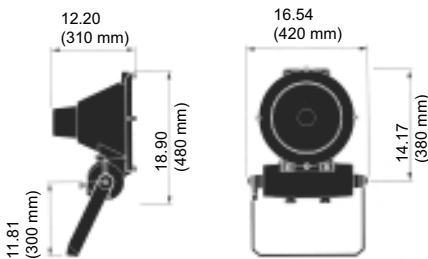


Size 0 weight 14.6 lb. (6.6 Kg)

Lamps:

Metal halide

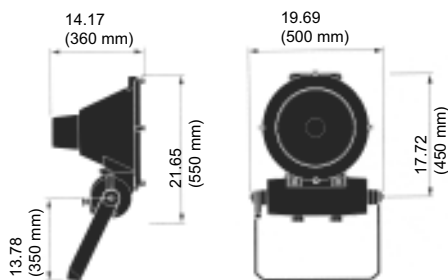
Ceramic 70W G12 (Electronic only)
70W (Med.)



Size 1 weight 23.4 lb. (10.6 Kg)

Metal halide

Ceramic 150W G12 (Electronic only)
150W G12 (Arcstream)

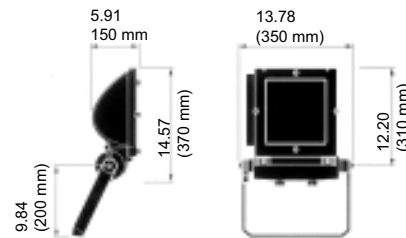


Size 2 weight 37.3 lb. (16.9 Kg)

Metal halide

250 / 400W (Mog.)

Contrast C

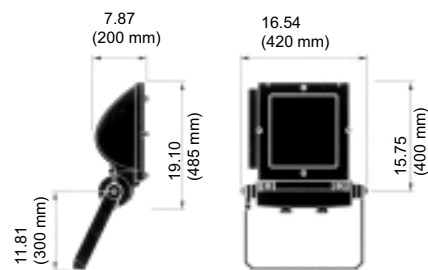


Size 0 weight 16.1 lb (7.3 Kg)

Lamps:

Metal halide

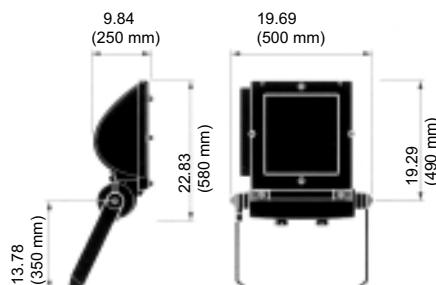
Ceramic 70W (Electronic only)
DE 70W RX7s



Size 1 weight 26.2 lb. (11.9 Kg)

Metal halide

Ceramic 150W G12 (Electronic only)
150W G12 (Arcstream)
DE 150W RX7s



Size 2 weight 43 lb. (19.5 Kg)

Metal halide

250/400W (Mog.)
DE 250/400W FC2

* DE = DOUBLE ENDED



NORTH STAR LIGHTING INC.

2150 PARKES DRIVE ♦ P.O. BOX 6038 ♦ BROADVIEW, ILLINOIS ♦ 60155-6038 ♦ 708-681-4330 ♦ FAX 708-681-4006

Web Site: www.nslights.com

THORN

Contrast **R** - Round



Contrast R



Contrast R + **OMS** (Prismatic glass with narrow symmetrical beam)



Contrast R + **OMP** (Prismatic glass with medium angle asymmetrical beam)



Contrast R + **OMW** (Prismatic glass with wide angle asymmetrical beam)



Contrast R + **OME** (Prismatic glass with extra wide angle symmetrical beam)



Contrast R + **Refractor N°1** (Glass with medium / wide asymmetrical beam)



Contrast R + **Refractor N°2** (Glass with wide angle asymmetrical beam)



Contrast R + **Refractor N°3** (Glass with narrow / medium asymmetrical beam)



Contrast **C** - Cylindrical - Asymmetric



Contrast C



Contrast C + **Refractor N°1** (Glass with medium / wide asymmetrical beam)



Contrast C + **Refractor N°2** (Glass with wide angle asymmetrical beam)



Contrast C + **Refractor N°3** (Glass with narrow / medium asymmetrical beam)



90° fixed louvre



Anti-glare louvres - Provide perfect control over glare

Adjustable louvres



Protective grilles - protect glass against impact



Barn doors - Control the light distribution in either the vertical or horizontal plane.
Adjustable and lockable hinges in aluminum



Sand blasted glass - To obtain a softer and more diffuse lighting effect.



Visor - Can be mounted in four positions.



Color filters - Available in blue, green, red and yellow



NORTH STAR LIGHTING INC.

2150 PARKES DRIVE ♦ P.O. BOX 6038 ♦ BROADVIEW, ILLINOIS ♦ 60155-6038 ♦ 708-681-4330 ♦ FAX 708-681-4006

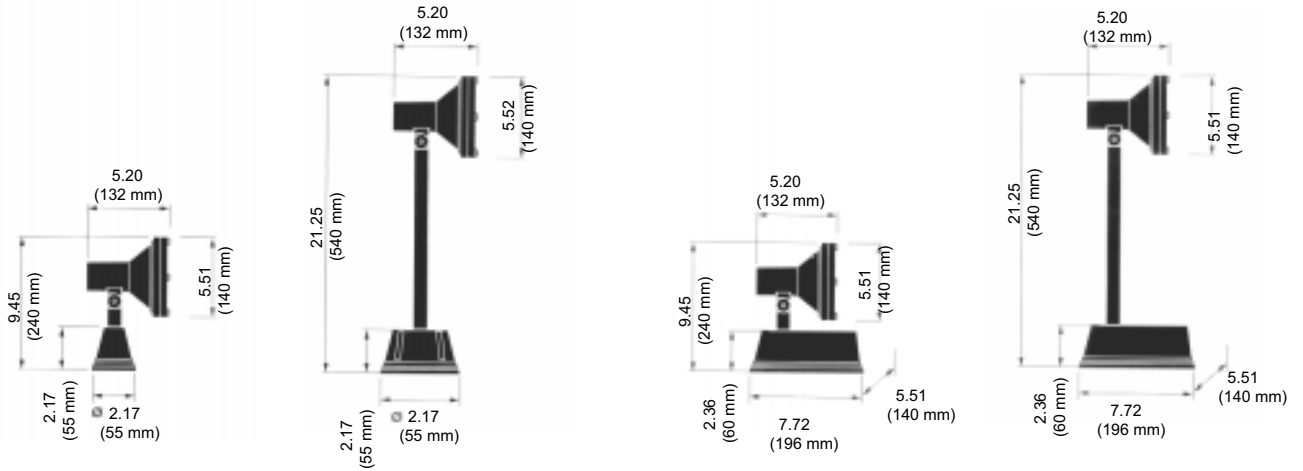
Web Site: www.nslights.com

THORN

Pinspot, the smallest floodlight in the series, is specifically dedicated to precise, lighting of sculptures, plants, trees, signs or emphasis of architectural detail on buildings.

PAR 20 - 35W Metal Halide (Remote Ballast)

PAR 20 - 50W Tungsten Halogen



max. weight 6.6 lb. (3 Kg)

max. weight 10.6 lb. (4.8 Kg)

- Housing is die cast aluminum.
- Surface or track (for interior use) versions.
- Grey powder coated finish.
- 0.16" (4 mm) Tempered Glass Lens.
- Accessories fixed by four nickel plated brass screws.



Accessories

- OMP prismatic glass
- OMW prismatic glass
- Color filters (Consult Factory.)
- Fixed anti-glare louvre
- Barn doors
- Visor
- Ground spike



All Contrast accessories are supplied with a mounting frame ready to install, complete with the required nickel plated brass screws arranged symmetrically on the face of the frame (no additional screws required). These screws allow any number of accessories to be mounted together, one upon the other.



Access to the lamp is made by opening the lens frame using the two Allen key screws on the top of the floodlight. The system allows the lamp to be replaced without removing the accessories.

After aiming the floodlight using the yoke's polished aluminum graduated scale, the position can be set by securing the aiming lock. The memorization of the position is assured by an angle stop.

This system ensures that the floodlight does not have to be re-aimed after maintenance access.



The orientation of the Pinspot floodlight can be fixed by two 5/32" (4mm) Dia. Allen key screw. 360° rotation of the floodlight around its axis is also possible and can be clamped by two 5/32" (4mm) Dia. screws.



NORTH STAR LIGHTING INC.

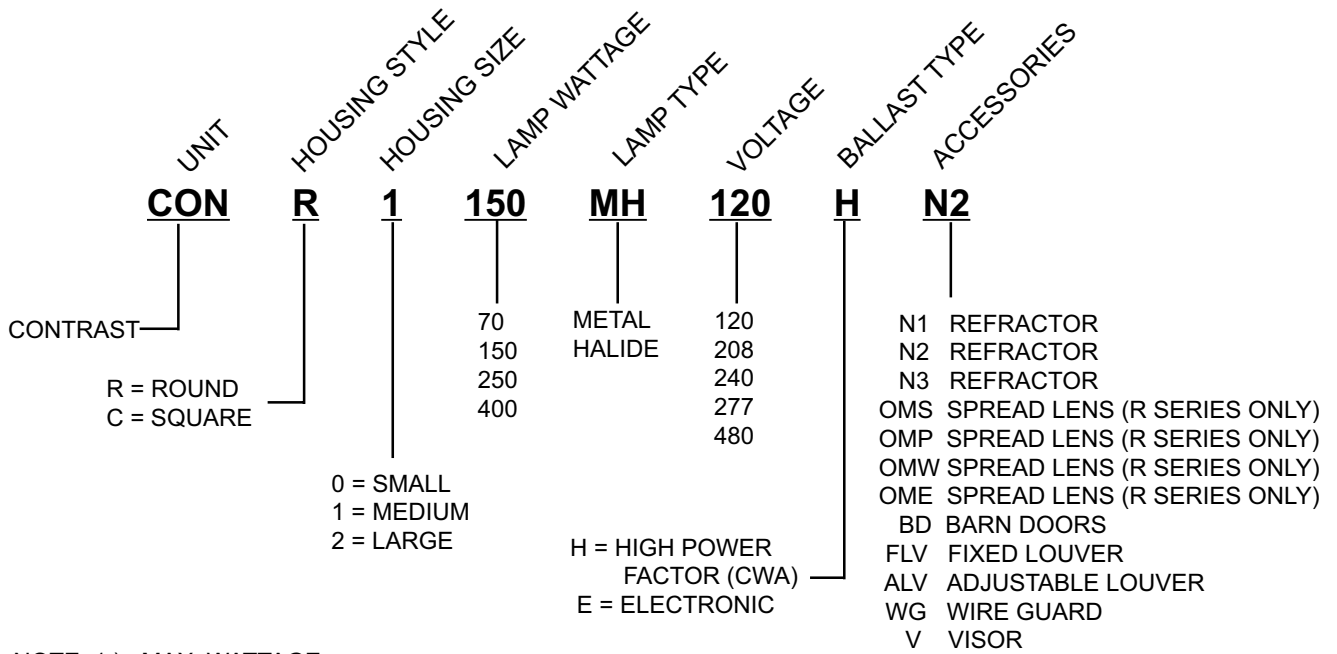
2150 PARKES DRIVE ♦ P.O. BOX 6038 ♦ BROADVIEW, ILLINOIS ♦ 60155-6038 ♦ 708-681-4330 ♦ FAX 708-681-4006

Web Site: www.nslights.com

THORN

Ordering Example

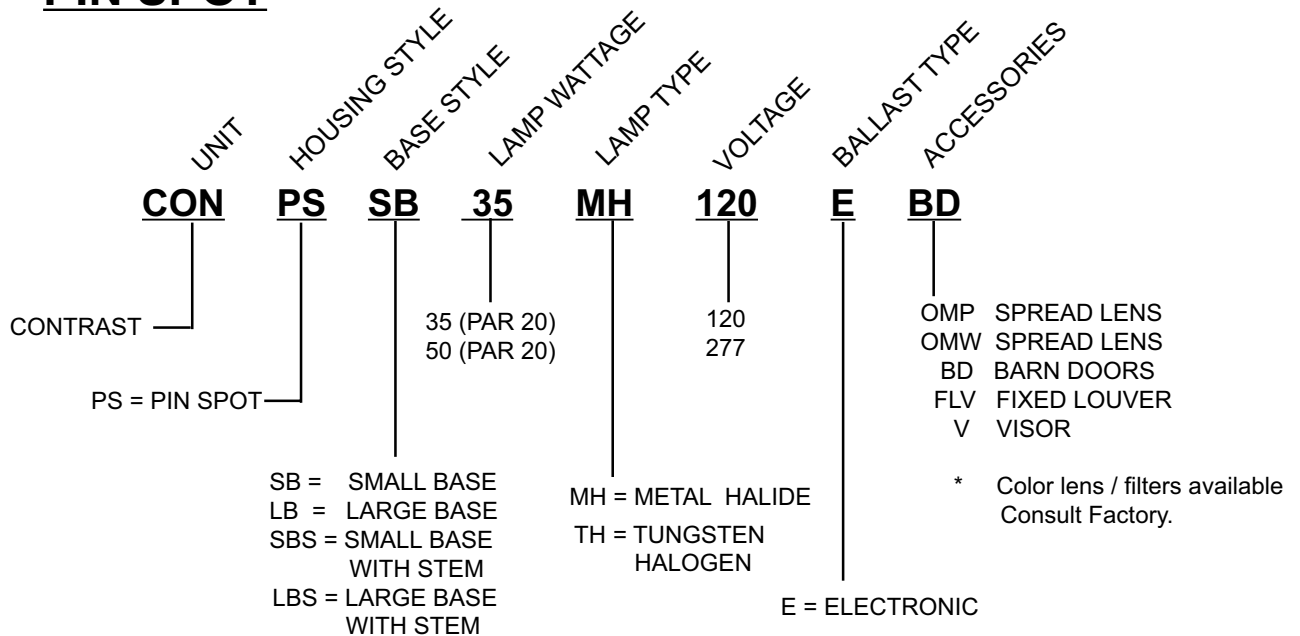
CONTRAST



- NOTE: 1.) MAX. WATTAGE
 0 (Small Size) = 70W
 1 (Medium Size) = 150W
 2 (Large Size) = 400W
- 2.) When using Master Color or Constant Color lamps an electronic ballast is required (available 120/277V only)
- 3.) For other lamp types consult factory.

* Color lens / filters available consult factory.

PIN SPOT



* Color lens / filters available Consult Factory.

NOTE: The 35W lamp is metal halide. This unit requires a remote electronic ballast. (120 / 277V only)
 For other lamp types - Consult Factory



NORTH STAR LIGHTING INC.

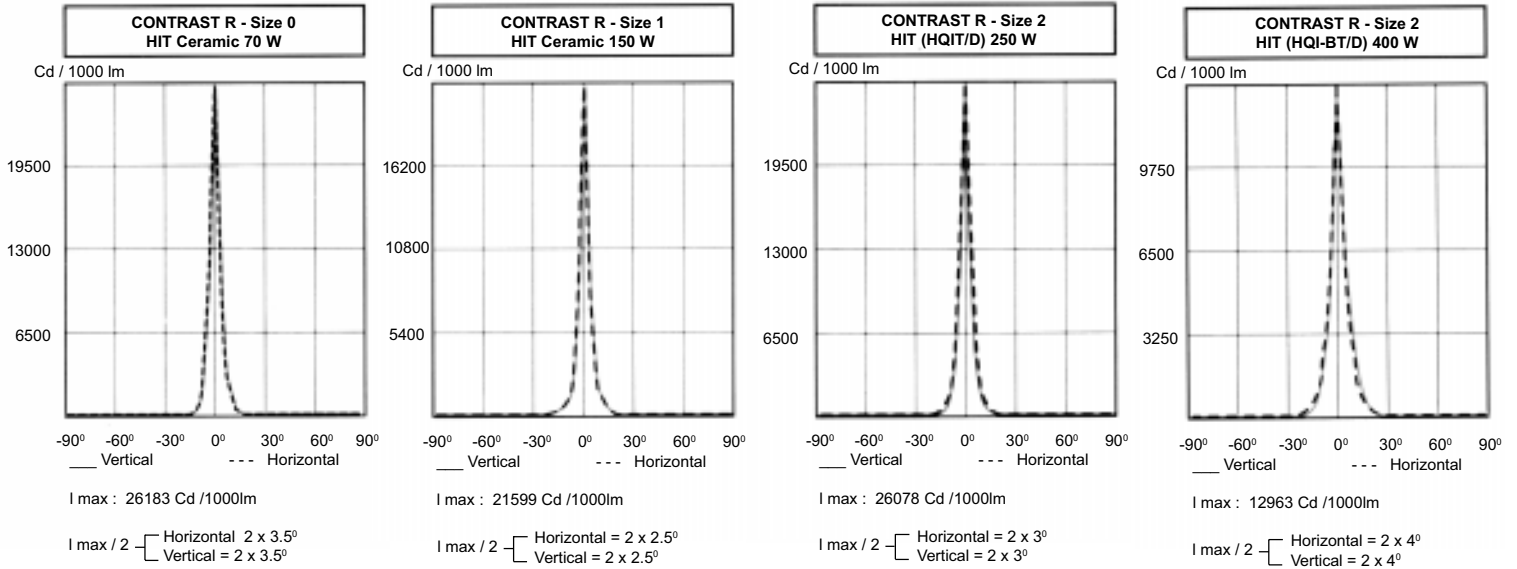
2150 PARKES DRIVE ♦ P.O. BOX 6038 ♦ BROADVIEW, ILLINOIS ♦ 60155-6038 ♦ 708-681-4330 ♦ FAX 708-681-4006

Web Site: www.nslights.com

THORN

Photometrics

Contrast R



Contrast C

